



ClassDojo Guide for Parents

- Class Dojo has a variety of features that will be used during e-learning.
- Class Dojo can be used on the computer or through **the app on your phone or device.**
- Application name: ClassDojo.
- Download from App Store or Google Play.



Communication

ClassDojo can be used to communicate with your child's homeroom and specialist teacher.

The instant messaging section of the app allows you to ask questions and receive updates about your child's learning, you can also send and receive photos or post videos.

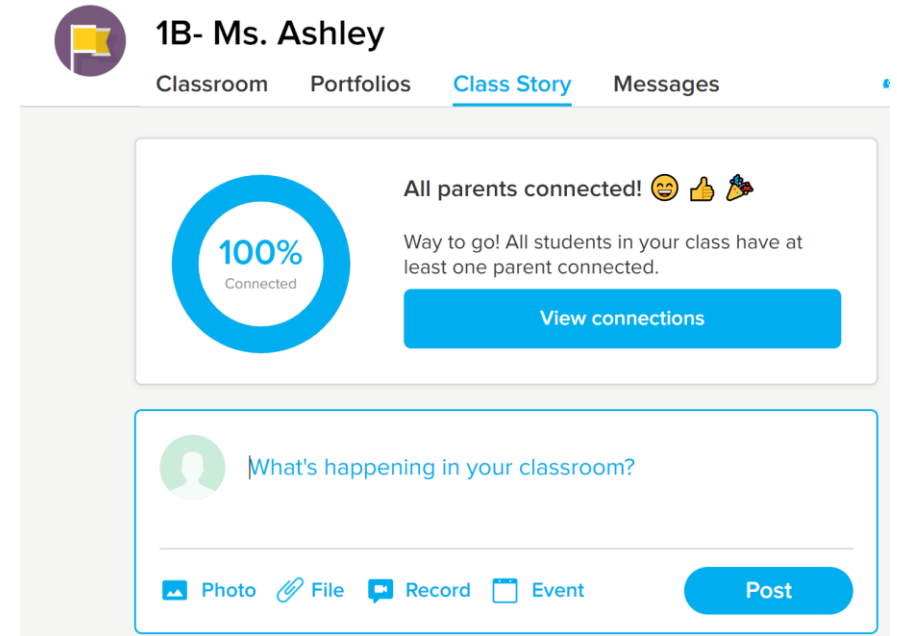
Teachers will be available to answer all messages during school hours (8:00am-3:00pm). At times teachers may set the app to 'quiet time' and will respond to messages within 24 hours.

The below information will explain the different features of ClassDojo and how these features can be used to support you in sharing your child's learning and receiving important messages.

Please ensure that you email your teacher if you have any issue connecting to ClassDojo.

Class Story

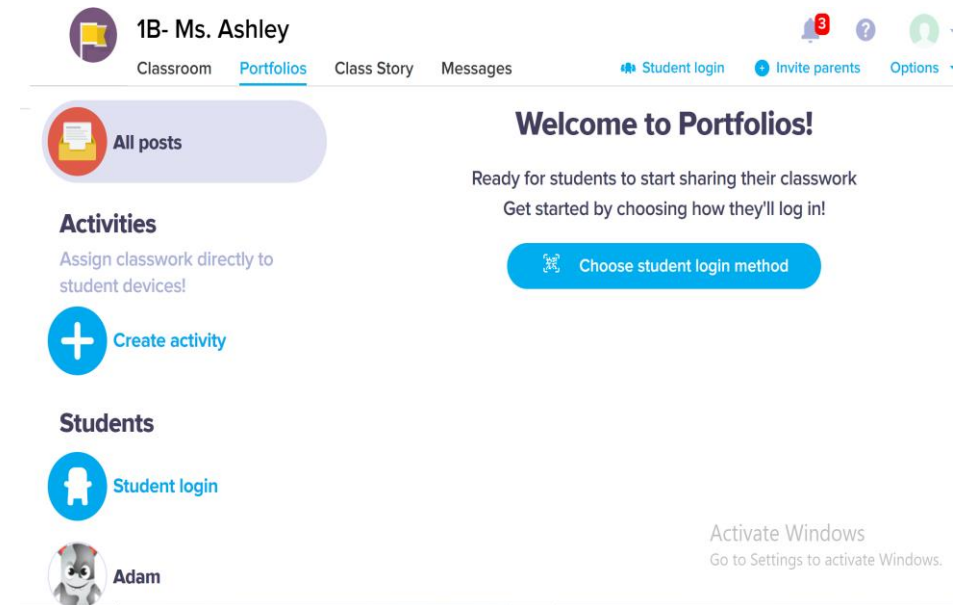
- On the Class Story you will find activities to do at home, video lessons and useful links.
- Check the Class Story everyday to see what new learning we are doing today.
- Class Story is a little like a newsfeed and everyone within the class can see the same post. Please follow the same communication protocols as you would for any social media platform.
- Parents can like posts and add comments.
- Parents can use the Class Story to communicate with Specialist Teachers and it will be seen by all parents.



The screenshot shows the Class Story interface for a classroom named "1B- Ms. Ashley". At the top, there are navigation tabs for "Classroom", "Portfolios", "Class Story" (which is selected), and "Messages". Below the navigation, there is a circular progress indicator showing "100% Connected". To the right of the indicator, it says "All parents connected!" with three small icons (a smiley face, a thumbs up, and a group of people). Below this, it says "Way to go! All students in your class have at least one parent connected." and a blue button labeled "View connections". Below this section, there is a text input field with the placeholder text "What's happening in your classroom?". At the bottom of the input field, there are icons for "Photo", "File", "Record", and "Event", and a blue "Post" button.

Portfolios

- Each child has a portfolio, this is like their own personal news feed.
- Parents and teachers can post on this portfolio and it can only be seen by them, not the whole class.
- Teachers will use the portfolio feature to share personalized learning videos and ideas, specific to your child and their learning.
- Parents should also post photos onto their child's portfolio to show the learning they have completed at home.



What will be sent?

Each day you will receive updates from your homeroom teacher. Please note that as parents have different commitments and working hours, you will also receive a weekly schedule template via the Distance Learning Policy where you can structure your week accordingly. In the 'Contingency Plan' you will see deadlines have been set and how the work will be monitored. Please make every effort to support teachers by either taking photos or videos and uploading them to your child's portfolio.


As a guide, you will receive a plan with noted activities and resources covering the below subject areas. This will be presented as a weekly overview but families should aim to have a daily schedule that focuses on:

- English (reading, writing and language) and/or phonics lessons which will be tailored to your child's current learning
- Math lesson
- Science lesson
- Arabic lesson/activity
- Movement activity
- Moral Education and Social Studies (G1-5)

Who to Contact for Support

Your child's homeroom or specialist teacher should always be the first point of contact to address any questions, ideas or concerns. If you require further support, please do not hesitate to contact any of the below individuals.

Elementary Leadership	Elementary Grade Level Leaders	KG1 – G5 Specialist Teachers and Heads of Departments	
Althea Edmondson Head of Elementary a.edmondson@nisdubai.ae	KG1+2: a.edmondson@nisdubai.ae and e.olama@nisdubai.ae	Head of Arabic: Ahmed Yehya a.yehia@nisdubai.ae	Head of P.E: Cristinel Anghel c.anghel@nisdubai.ae
Engy Olama Assistant Head of Elementary e.olama@nisdubai.ae	Grade 1: Ashley Wiley a.wiley@nisdubai.ae	Head of Islamic: Sufyan Darweesh s.darweesh@nisdubai.ae	Music: Lauren Sexton l.sexton@nisdubai.ae
Help Desk: Fatima Zahra Elementary Assistant elementary.assistant@nisdubai.ae	Grade 2: Andrea Prudencio a.prudencio@nisdubai.ae	Head of Inclusion: Galemarie Ola g.ola@nisdubai.ae	Art: Heba Hilali h.hilali@nisdubai.ae
For whole school concerns, protocols and concerns, please contact:			
Daspo Yiappos (Head of Teaching & Learning) d.yiappos@nisdubai.ae			



Google Classroom Guide for Parents

Advice for families to support e-learning

- Keep a routine!
- Your child should be in bed before 9pm.
- Regular meal times with healthy choices- breakfast, lunch and dinner.
- Every day your child will take part in Google Classroom lessons as their regular timetable.

Advice for families to support e-learning

Your child should:

- Complete a minimum of 5 lessons of study per day.
- Log into Google Classroom each day and complete the lessons that have been set for the day.
- Log in to Google calendar each day to check assignment deadlines. Some teacher set tasks will be project based and therefore have a longer deadline.
- Ensure that they have 'turned in' an assignment on Google Classroom for every lesson.
- Be active! Do a HIIT workout, go to the gym, go for a run or cycle.

Please limit:

- Fast food
- Time on other electronic devices

E-safety:

- Please monitor your child's access to the internet and remind your child to inform you if they see or hear anything that makes them uncomfortable.

How to log into Google Classroom:

1. Using your internet browser (Google Chrome will work best for this), go to classroom.google.com. You may be directed to log into an account instead of the classroom screen.



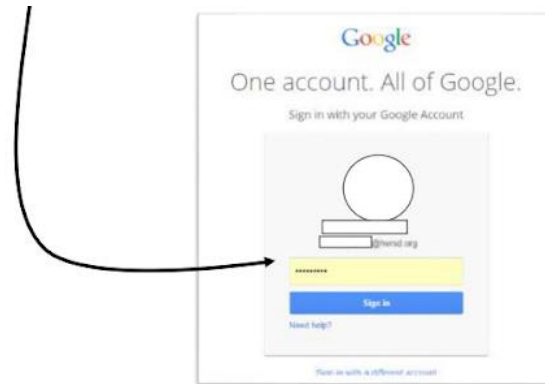
Classroom App



Chrome Browser

Google Classroom Access

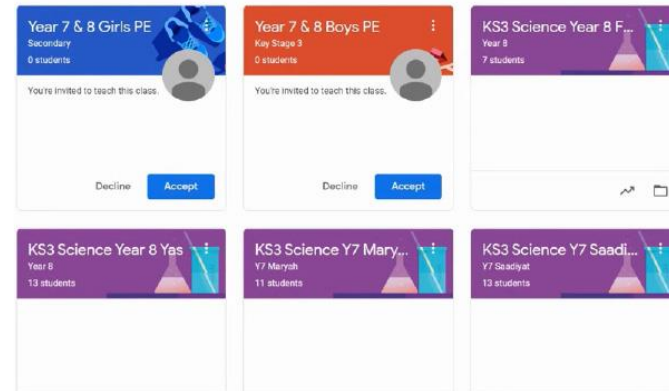
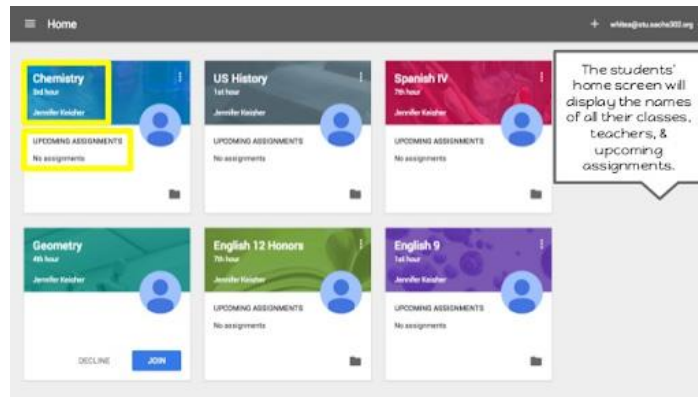
1. You must be logged in to your child's Google account in order to access any Google Classroom. Click "Sign In" in the top right hand corner if you currently are not signed into any Google account. If you are on another Gmail account, you will need to sign out of it and log in with your child's Google account. You should have access to their username and password by asking them.



Google Classroom

The 'Classrooms' that you are now joined to will now be one screen. This is your "home screen".

Your child can access all of their subjects from their home screen.



Contact Details

Secondary Leadership	Secondary Middle Leaders	Specialist Teachers	
<p>Gary Williams Head of Middle/High (Interim) g.williams@nisdubai.ae</p> <p>Help Desk: helpme@nisdubai.ae</p>	<p>Head of English: Sarah Kienitz s.kienitz@nisdubai.ae</p> <p>Head of Maths: Amira Hussein a.abou@nisdubai.ae</p> <p>Head of Science: Mahdi El Sousi m.elsousi@nisdubai.ae</p> <p>Head of Social Studies: Brandon Lewis b.lewis@nisdubai.ae</p>	<p>Head of Arabic: Ahmed Yehya a.yehia@nisdubai.ae</p> <p>Head of Islamic: Sufyan Darweesh s.darweesh@nisdubai.ae</p> <p>Head of Inclusion: Galemarie Ola g.ola@nisdubai.ae</p>	<p>Director of Educational Technology Jason Milner j.milner@nisdubai.ae</p> <p>Head of P.E: Cristinel Anghel c.anghel@nisdubai.ae</p>
<p>For whole school concerns, protocols and concerns, please contact: Daspo Yiappos (Head of Teaching & Learning) d.yiappos@nisdubai.ae</p>			